

Introductory sub-table (I)(a)

Name of the Company: PARSHARTI INVESTMENT LTD			
Scrip Code, Name of the scrip, class of security: 511702			
Quarter ended: 31.03.2014			
Partly paid-up shares:-			
	No. of partly paid-up shares	As a % of total no. of partly paid-up shares	As a % of total no. of shares of the company
Held by promoter/promoter group	0	0	0
Held by public	0	0	0
	0	0	0
Total - D	0	0	0
Outstanding convertible securities:- No. of outstanding securities			
		As a % of total no. of outstanding convertible securities	As a % of total no. of shares of the company, assuming full conversion of the convertible securities
Held by promoter/promoter group	0	0	0
Held by public	0	0	0
	0	0	0
Total - E	0	0	0
Warrants:-			
	No. of warrants	As a % of total no. of warrants	As a % of total no. of shares of the company, assuming full conversion of warrants
Held by promoter/promoter group	0	0	0
Held by public	0	0	0
	0	0	0
Total - F	0	0	0
	0	0	0
Total paid-up capital of the company, assuming full conversion of warrants and convertible securities			
	NA	NA	NA




Statement Showing Shareholding Pattern

Table (I)(a)


Category code	Category of Shareholder	Number of Shareholders	Total number of shares	Number of shares held in dematerialized form	Total shareholding as a percentage of total number of shares		Shares Pledged or otherwise encumbered	
					As a percentage of (A+B) ¹	As a percentage of (A+B+C)	Number of shares	As a percentage
(I)	(II)	(III)	(IV)	(V)	(VI)	(VII)	(VIII)	(IX)= (VIII)/(IV)*100
(A)	Shareholding of Promoter and Promoter							
1	Indian							
(a)	Individuals/ Hindu Undivided Family	12	1342782	1342782	44.42	44.42		0.00
(b)	Central Government/ State Government(s)	0	0	0	0.00	0.00	0	0.00
(c)	Bodies Corporate	1	246200	246200	8.14	8.14	0	0.00
(d)	Financial Institutions/ Banks	0	0	0	0.00	0.00	0	0.00
(e)	Any Others(Specify)	0	0	0	0.00	0.00	0	0.00
(e-i)		0	0	0	0.00	0.00	0	0.00
(e-ii)					0.00	0.00	0	0.00
	Sub Total(A)(1)	13	1588982	1588982	52.56	52.56	0	0.00
2	Foreign							
a	Individuals (Non-Residents Individuals/ Foreign Individuals)	0	0	0	0.00	0.00		0.00
b	Bodies Corporate	0	0	0	0.00	0.00		0.00
c	Institutions	0	0	0	0.00	0.00		0.00
d	Any Others(Specify)	0	0	0	0.00	0.00		0.00
d-i					0.00	0.00		0.00
d-ii					0.00	0.00		0.00
	Sub Total(A)(2)	0	0	0	0.00	0.00		0.00
	Total Shareholding of Promoter and	13	1588982	1588982	52.56	52.56		0.00

For PARSHARTI INVESTMENT LIMITED.


 Director/Authorised Signatory



(B)	Public shareholding							
1	Institutions							
(a)	Mutual Funds/ UTI				0.00	0.00		
(b)	Financial Institutions / Banks				0.00	0.00		
(c)	Central Government/ State Government(s)				0.00	0.00		
(d)	Venture Capital Funds				0.00	0.00		
(e)	Insurance Companies				0.00	0.00		
(f)	Foreign Institutional Investors				0.00	0.00		
(g)	Foreign Venture Capital Investors				0.00	0.00		
(h)	Any Other (specify)				0.00	0.00		
(h-i)	Non Resident Indians	0	0	0	0.00	0.00		
(h-ii)					0.00	0.00		
	Sub-Total (B)(1)	0	0	0	0.00	0.00		




B 2	Non-institutions						
(a)	Bodies Corporate	51	184440	90440	6.10	6.10	0.00
(b)	Individuals						
I	Individuals -i. Individual shareholders holding nominal share capital up to Rs 1 lakh	1893	1062748	646050	35.15	35.15	0.00
II	ii. Individual shareholders holding nominal share capital in excess of Rs. 1 lakh.	9	166554	104854	5.51	5.51	0.00
(c)	Any Other (specify)				0.00	0.00	
(c-i)	clearing Member	19	20552	20552	0.68	0.68	
(c-ii)	Non Resident Indians	1	24	24	0.00	0.00	0.00
	Sub-Total (B)(2)	1973	1434318	861920	47.44	47.44	
(B)	Total Public Shareholding (B)= (B)(1)+(B)(2)	1973	1434318	861920	47.44	47.44	
	TOTAL (A)+(B)	1986	3023300	2450902	100.00	100.00	
(C)	Shares held by Custodians and against which Depository Receipts have been issued						
1	Promoter and Promoter Group					0.00	0.00
2	Public					0.00	
	Sub-Total (C)	0	0	0	0	0	
	GRAND TOTAL (A)+(B)+(C)	1986	3023300	2450902	100.00	0	0.00

For PARSHARTI INVESTMENT LIMITED.

gse

Director/Authorised Signatory



(I)(b) Statement showing holding of securities (including shares, warrants, convertible securities) of persons belonging to the category "Promoter and Promoter Group"


Sr. No.	Name of the shareholder	Details of Shares held		Encumbered shares (*)			Details of warrants		Details of convertible securities		Total shares (including underlying shares assuming full conversion of warrants and convertible securities) as a % of diluted share capital
		Number of shares held	As a % of grand total (A)+(B)+(C)	No.	As a percentage	As a % of grand total (A)+(B)+(C) of sub-clause (I)(a)	Number of warrants held	As a % total number of warrants of the same class	Number of convertible securities held	As a % total number of convertible securities of the same class	
(i)	(ii)	(iii)	(iv)	(v)	(vi)=(v)/(iii)*100	(vii)	(viii)	(ix)	(x)	(xi)	(xii)
1	DHANANJAY FINANCIAL SERVICES PVT.LTD	246200	8.14		0.00	0.00		0		0	0
2	DEVENDRA KUMAR BABULAL GOYAL	245901	8.13		0.00	0.00		0		0	0
3	BABULAL GOYAL	190101	6.29		0.00	0.00		0		0	0
4	NITU MOHAN GOYAL	156600	5.18		0.00	0.00		0		0	0
5	RAVINDRA KUMAR GOYAL	150750	4.99		0.00	0.00		0		0	0
6	HITSHARAN BABULAL GOYAL	150500	4.98		0.00	0.00		0		0	0
7	USHA DEVENDRA GOYAL	150400	4.97		0.00	0.00		0		0	0
8	RADHA HITSHARAN GOYAL	150000	4.96		0.00	0.00		0		0	0
9	POOJA PANKAJ BANSAL	137730	4.56		0.00	0.00		0		0	0
10	VISHNU KUMAR GOYAL	5000	0.17		0.00	0.00		0		0	0
11	RAMESHWAR DAYAL GOYAL	4500	0.15		0.00	0.00		0		0	0
12	MOHAN GOYAL	1300	0.04		0.00	0.00		0		0	0
TOTAL		1588982	52.56	0	0.00	0.00	0	0	0	0	0

(*) The term "encumbrance" has the same meaning as assigned to it in regulation 28(3) of the SAST Regulations, 2011

For PARSHARTI INVESTMENT LIMITED.

DSE

Director/Authorised Signatory



(I)(c)(ii) Statement showing holding of securities (including shares, warrants, convertible securities) of persons (together with PAC) belonging to the category "Public" and holding more than 5% of the total number of shares of the company

Sr. No.	Name(s) of the shareholder(s) and the Persons Acting in Concert (PAC) with them	Number of shares	Shares as a percentage of total number of shares (i.e., Grand Total (A)+(B)+(C) indicated in Statement at para (I)(a) above}	Details of warrants		Details of convertible securities		Total shares (including underlying shares assuming full conversion of warrants and convertible securities) as a % of diluted share capital
				Number of warrants	As a % total number of warrants of the same class	Number of convertible securities held	% w.r.t total number of convertible securities of the same class	
1			0.00		0		0	0
2			0.00		0		0	0
3			0.00		0		0	0
4			0.00		0		0	0
5			0.00		0		0	0
6			0.00		0		0	0
7			0.00		0		0	0
8			0.00		0		0	0
9			0.00		0		0	0
10			0.00		0		0	0
TOTAL		0	0.00	0	0	0	0	0




(I)(d) Statement showing details of locked-in shares

Sr. No.	Name of the shareholder	Number of locked-in shares	Locked-in shares as a percentage of total number of shares {i.e., Grand Total (A)+(B)+(C) indicated in Statement at para (I)(a) above}
1			0.00
2			0.00
3			0.00
4			0.00
5			0.00
6			0.00
7			0.00
8			0.00
9			0.00
TOTAL		0	0.00



(II)(a) Statement showing details of Depository Receipts (D)				
Sr. No.	Type of outstanding DR (ADRs, GDRs, SDRs, etc.)	Number of outstanding DRs	Number of shares underlying outstanding DRs	Shares underlying outstanding DRs as a percentage of total number of shares {i.e., Grand Total (A)+(B)+(C) indicated in Statement at para (I)(a) above}
1				0.00
2				0.00
3				0.00
4				0.00
5				0.00
6				0.00
7				0.00
8				0.00
9				0.00
TOTAL		0	0	0.00



(II)(b) Statement showing holding of Depository Receipts (DRs), where underlying shares held by "promoter/promoter group" are in excess of 1% of the total number of shares

Sr. No.	Name of the DR Holder	Type of outstanding DR (ADRs, GDRs, SDRs, etc.)	Number of shares underlying outstanding DRs	Shares underlying outstanding DRs as a percentage of total number of shares (i.e., Grand Total (A)+(B)+(C) indicated in Statement at para (I)(a) above)
1				0.00
2				0.00
3				0.00
4				0.00
5				0.00
6				0.00
7				0.00
8				0.00
9				0.00
TOTAL			0	0.00

